



Mason Housing First Year Student Roommate Grouping



Things to Remember:

- > Log in to the Mason Housing Portal.
- > Click on Apply for Housing. You can find this in the horizontal menu or in the main menu (3 stacked lines in the top left).
- > Click the Continue button next to select the appropriate term.
- > Select your meal plan. Freshmen are required to have an Independence plan. You can go to dining.gmu.edu for more information.

Fairfax Campus

Housing Application for **Fall and Spring** at the **Fairfax Campus** in **Fairfax, Virginia**

You started your application for **Fairfax Campus** and have not signed the contract

The status of your application is **Application Started**

CONTINUE



STEP 1 - Go to roommate matching preferences

Roommate Matching Preferences

This is your Standard Profile. Use this page to setup your profile types which will be used for matching with potential roommate.

Roommate Matching Preferences

Are you a smoker?

No



Do you object to smoking?

No



Do you want your room to be a lively social place?

No



Do you keep your room neat?

Yes





STEP 2 - Roommate Request Process

You will only be able to search for and see roommates that have the same gender inclusive status and are in the same learning community as you, if applicable.

Note:

If you are looking for a specific roommate, search for someone by their G Number (Gxxxxxxx). If you choose Suggested Roommates, you will be able to see how closely students match with your application questions. You can send messages and/or send a roommate request from this page.

Roommate Request LC FY Non-Gender Inclusive

You have not selected any roommates

Roommate searching options are below to the right.

[Search for Roommates by Details](#)
[Suggest Roommates](#)

SAVE & CONTINUE



STEP 3 - Sending a Roommate Request

You can search for matches on the portal, and the portal will provide the best matches, based on your criteria (the type of gender inclusive housing, and the learning community selections).

Based on your search, the housing portal will allow you to message other students, and send a roommate request.

Click on the blue button to send a roommate request.

SEND ROOMMATE REQUEST

Suggested Roommates

MANAGE GROUP

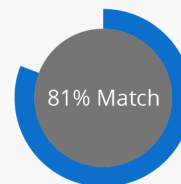
Search for Roommates by Details

Harry Truman

Classification: Freshman

Gender: Male

Description



SEND ROOMMATE REQUEST

SEND MESSAGE

VIEW PROFILE



STEP 4 -

Once your roommate request has been sent, your group pairing screen will update with all your outgoing requests. You will see if they accept or deny your requests.



Roommate Request LC FY Non-Gender Inclusive

You have not selected any roommates

Roommate searching options are below to the right.

[Search for Roommates by Details](#)
[Suggest Roommates](#)

Incoming Requests

LC FY NON-GI M 20220407111839183a23a99413

Leader: John Kennedy

Members: John Kennedy

Expiry Date: 4/10/2022 11:18

ACCEPT

DECLINE

SAVE & CONTINUE



STEP 5 - Accepting a Roommate Request

Once your roommate accepts your invite, your screen will update again showing them as a member of your group. You will also receive an email confirmation that they joined your roommate group.

Note:

A Roommate group is a number of students who have chosen to live together. Once a roommate group is formed, you can remove yourself from the group or delete the entire group. If you delete the group, then all the members will be removed from the roommate pairing. This means that you need to start a new group again.

 Reply  Reply All  Forward  M



George Mason University Housing <housing@gmu.edu>



11:22 AM

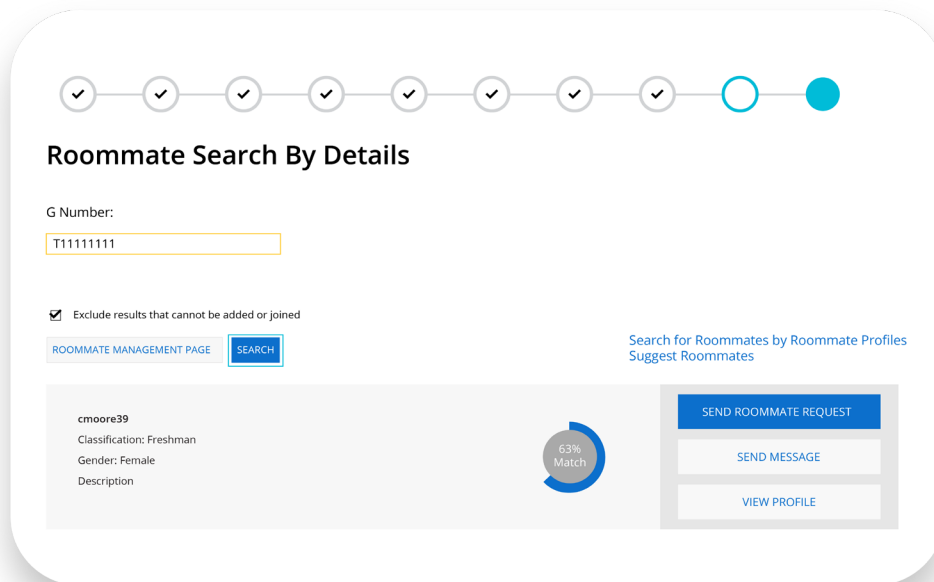
Joined LC FY NON-GI M 20220407111839183a23a99413 roommate Group

Hi Harry Truman,

You accepted the request and have been successfully added to LC FY NON-GI M 20220407111839183a23a99413 roommate group.



Definitions



The screenshot shows a progress bar at the top with 10 circles; the first 8 are checked, the 9th is highlighted in blue, and the 10th is solid blue. Below the progress bar is the title "Roommate Search By Details". Underneath, there is a "G Number:" label followed by a text input field containing "T11111111". Below the input field is a checkbox labeled "Exclude results that cannot be added or joined". To the left of the input field is a link "ROOMMATE MANAGEMENT PAGE" and a "SEARCH" button. To the right of the input field is a link "Search for Roommates by Roommate Profiles Suggest Roommates". Below the input field and checkbox is a profile card for "cmoore39". The profile card shows "Classification: Freshman", "Gender: Female", and "Description". To the right of the profile card is a circular progress indicator showing "63% Match". To the right of the profile card are three buttons: "SEND ROOMMATE REQUEST", "SEND MESSAGE", and "VIEW PROFILE".

What is Roommate-by-Detail?

Once you search for your roommate, your results will show like this.

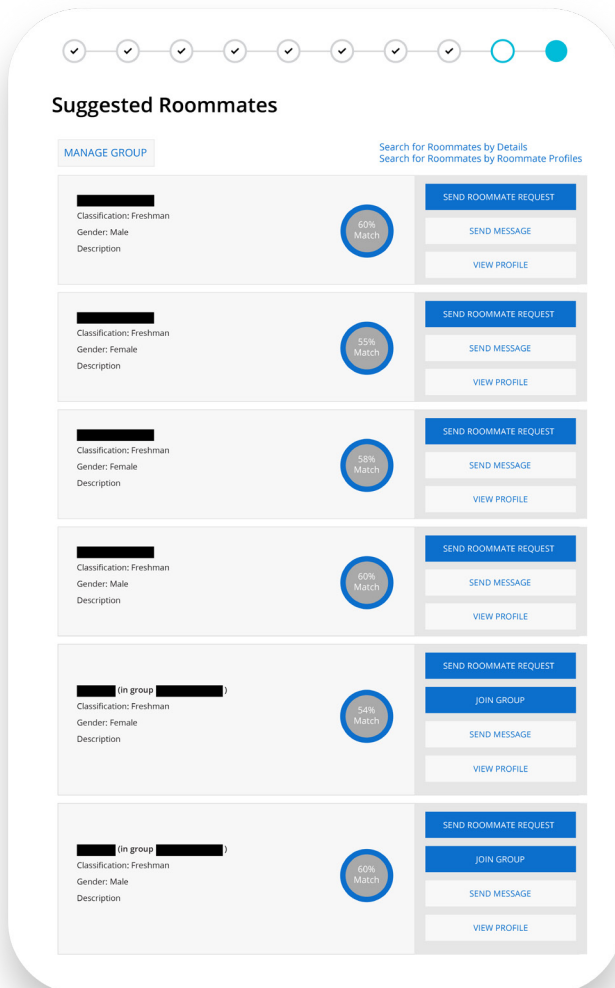
You will be able to see the percentage you match based on your answers to the preference questions on the application.

Click **SEND ROOMMATE REQUEST**

SEND ROOMMATE REQUEST



Definitions



What is a Roommate-Suggest?

Roommate Search by Suggest Roommates

Use this method if you want to see possible roommates in order of their percentage match (highest to lowest) to you based on their preference questions.

Click **SEND ROOMMATE REQUEST** if you want to request that person as a roommate

Click **SEND MESSAGE** if you want to start a conversation with that person to see if they would be a good match for you


Click **JOIN GROUP** (if they have a group) to join

Click **VIEW PROFILE** to see their full profile



Checklist for a Smooth Housing Application

- ✓ **General Information -**
Check your general information details are correct and updated. This includes your emergency contact, allergies, etc.
- ✓ **Gender Inclusion -**
You will only be able to roommate group with other students who have the same gender inclusive option as you. Changes cannot be made to your gender inclusive status after May 1st.
- ✓ **Roommate matching preferences -**
Please provide accurate information regarding your living style and roommate preferences. This will help allow you to find a well matched roommate. In the event that you do not roommate group and we choose your roommate(s), we will use these preferences to find you a compatible roommate.



Your Roommate Grouping Process is now complete! You will receive your housing assignment by Mason email in July.

