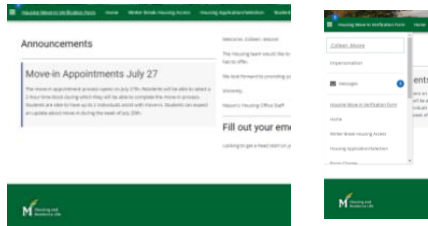


## Move-In Verification Guide

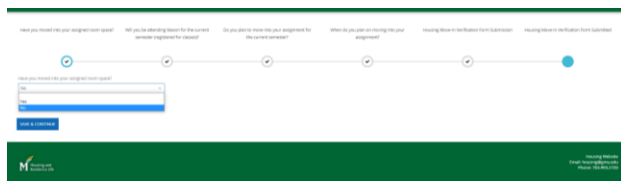
1. Click the Housing Move-In Verification Form button on the green bar. If it is not available click the three bars on the top left to bring down the menu and select from there.



2. Click the blue button next to your booking. If there is no booking here please email [housing@gmu.edu](mailto:housing@gmu.edu).



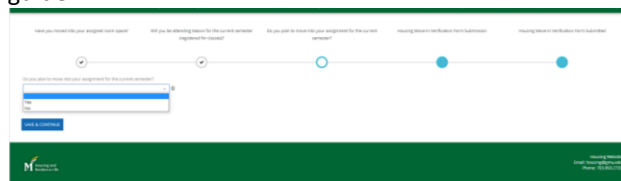
3. The first question asks if you have moved in. Select your answer Yes or No. If you have moved in please visit your neighborhood desk (Piedmont or Eisenhower) to finish the process. If you select yes proceed to number 7 in this guide.



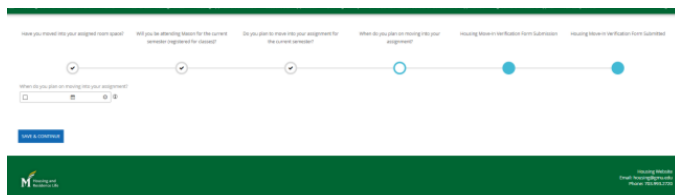
4. The second question asks if you will be attending Mason. If you answer no please proceed to number 7 in this guide.



5. The third question asks if you will be living in your assignment. If you answer no please proceed to number 7 in this guide.



6. Please input the date and time you wish to move into your space. Please be aware that you will need to visit your neighborhood desk between 9am and 5pm.

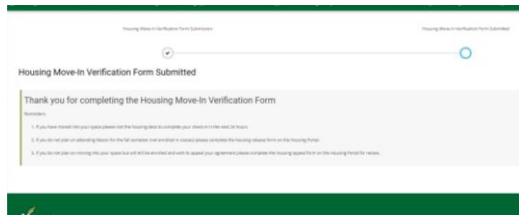


## Move-In Verification Guide

7. After you finish your questions you will be brought to the final page for you to review your answers. This is the last time you can change your answers by clicking the questions at the top. Once they are set type your Gnumber in and hit submit.



8. Once you type your Gnumber in your form is submitted and you will not be able to adjust any of your answers.



9. Once submitted you will receive an email with reminders.

